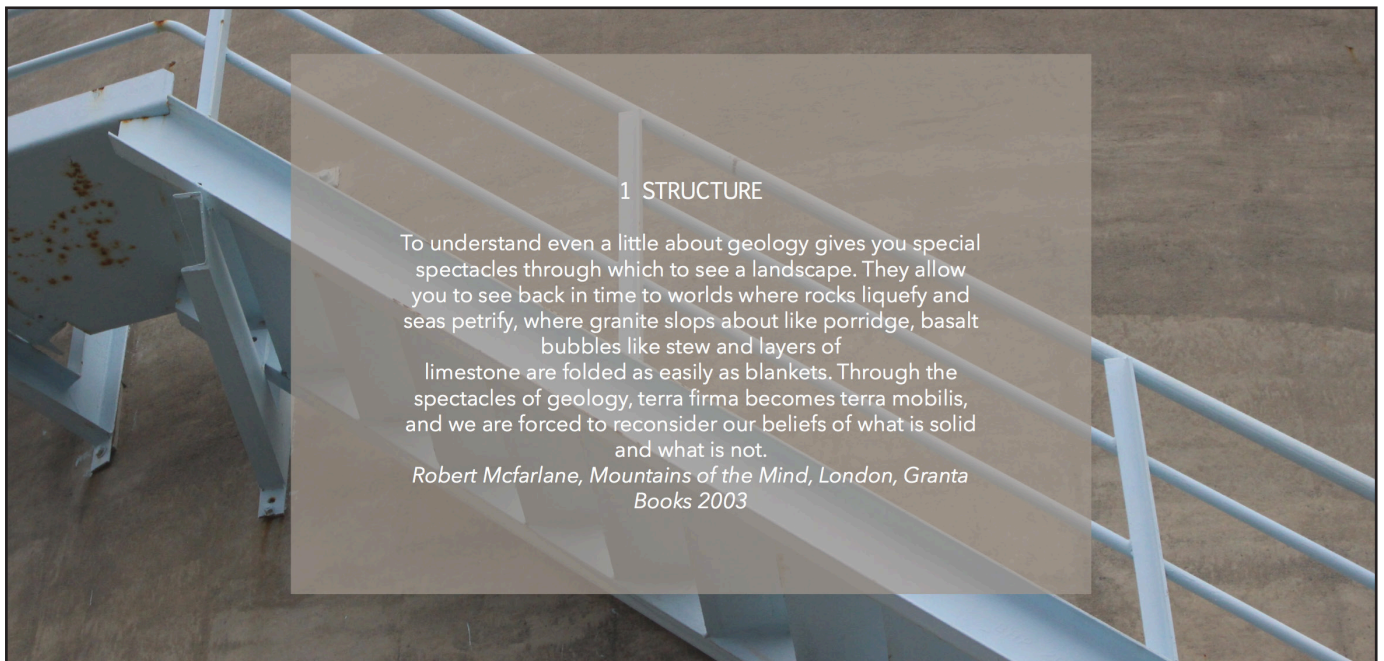


The different ways I've used digital technologies in my integrated project are by applying technology and art together through out my assignments for this project, by applying technology and art together I used art programs like indesign, illustrator and photoshop.

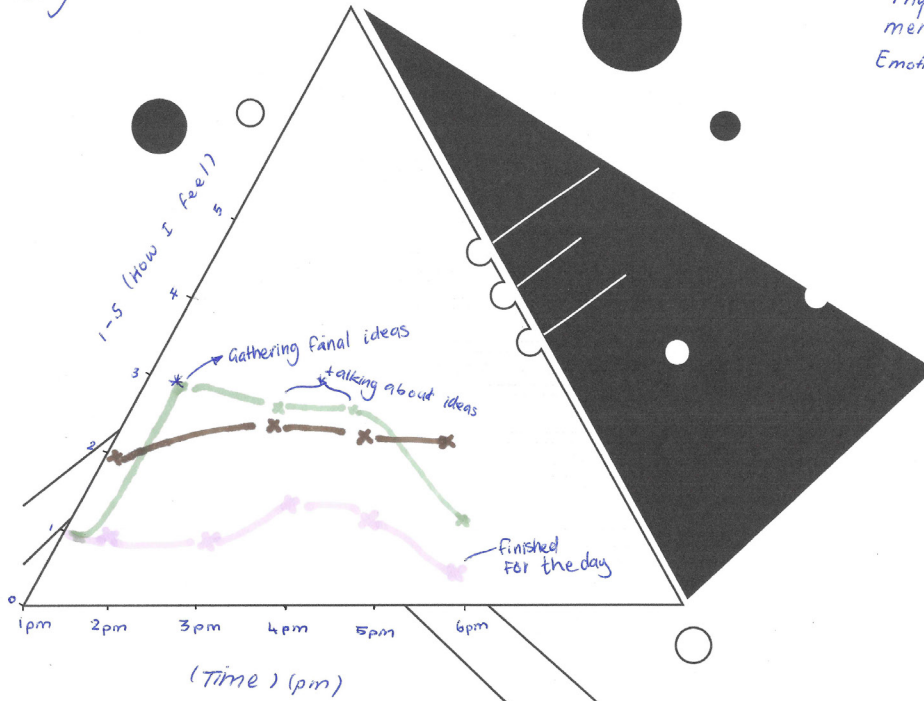
One of the programs I used for applying technology and art together is indesign, I used this program in intro stories part of my project to create a presentation and the technologies I experimented with in indesign was with the fonts, lay outs and adding links and images. Experimenting with fonts was done by using the fonts tool in indesign, I experimented by trying out different fonts, sizes and colours and also the placing of the words and I ended up having my fonts mostly in Avenir Next or in Minion Pro, the sizes of the lettering were also placed between sizes 24 and 18 and I mainly placed the word as a whole in the centre of the page or at the top as I was achieving a clean minimalism look. For the layout everything was placed in the centre and had the same size, I used a repeat of the colours white and black to keep the look balanced and I also experimented with creating boxes as frames for my images, I also experimented with adding hyper links and this was a skill taught to me in creative technology that I applied in the presentation. Images were experimented with by looking at the fitting, I found this very important as it achieves how you want your layout to look like and I mostly used my images to a fill fit or just placed into frames and I also included editing some of the images in photoshop. Experimenting with these tools gave me a advance because it allowed me to achieve the prefect layout I was looking for in my presentation, as it is a Pecha Kulcha set up presentation experimenting with image fitting was important to allow my views to see all images but to also set it up to look clean. This way of creating a presentation changed the way I work because from experience I think it was a more creative way to create a presentation using indesign as there were more tools to use then programs like powerpoint as powerpoint is very limited with tools and layouts, this also helped me create a theme going through out my presentation which powerpoint wouldn't of allowed me too, which helped me communicate with my viewers visually to show what themes are going throughout my work.



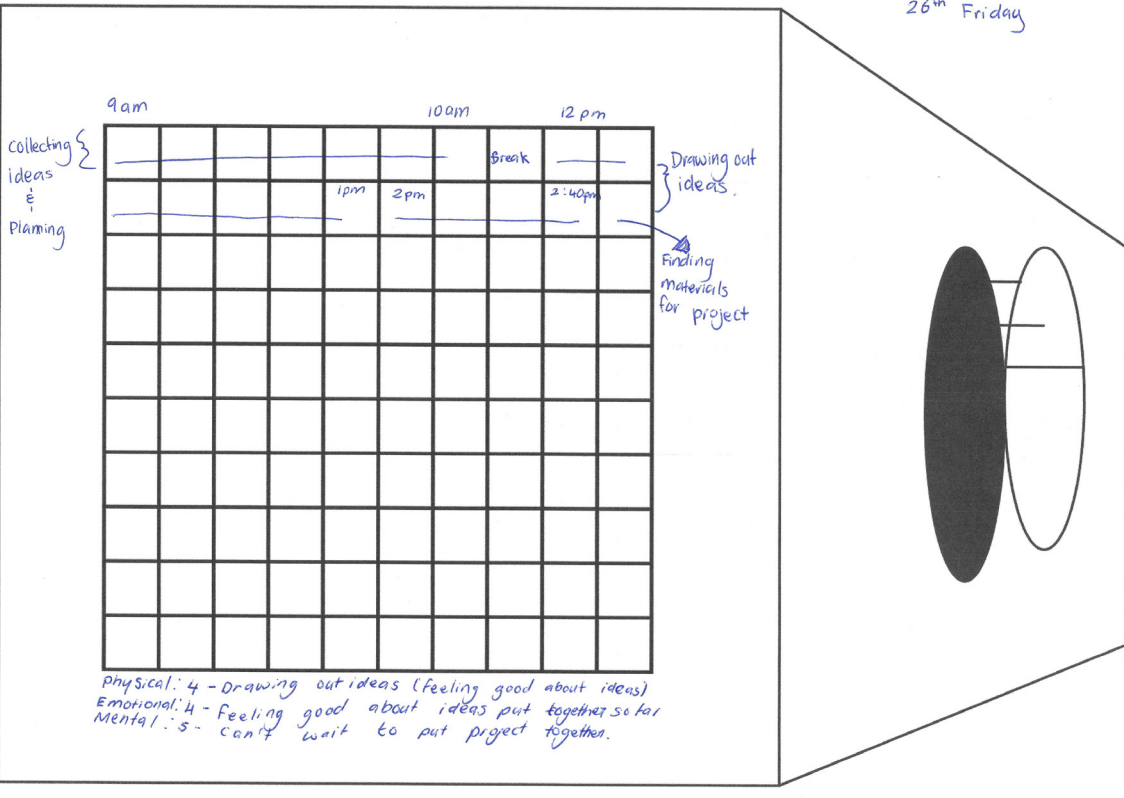
Another program I experimented with in my work is illustrator, this program was used to produce graphs for my mapping data assignment. I experimented with using tools in illustrator like the line segment tool, by using this tool I created shapes to make my own map, I think using illustrator to create my own map was a advance because it allowed me to collect and map data in a more creative way, as seeing a normal graph with no designs I think is quite boring to look at and as a person with interest in graphic design and creating graphics with more shapes and lines then usual was a eye opener for this shows me that in the future I could recreate other designs that are normal and add my own style into it. Experimenting with illustrator to create maps also allowed me create a range of different maps as there are a lot of shapes and lines to play around with for you to create different designs and this was very effective.

25<sup>th</sup> Thursday

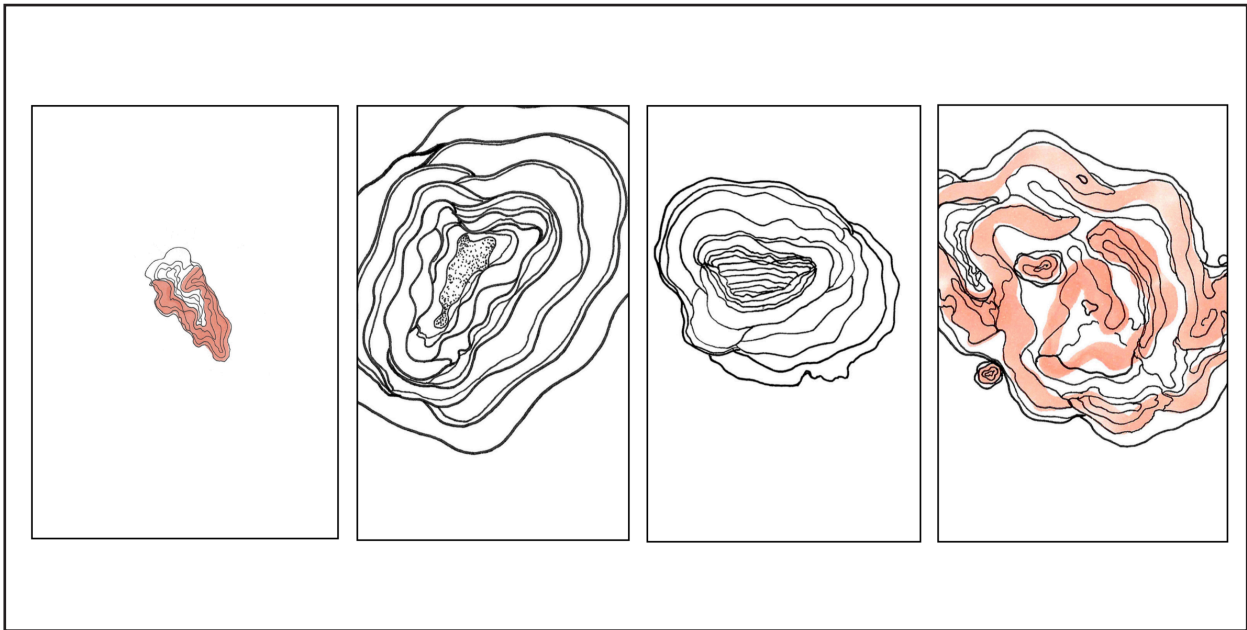
Physical - ■  
 mental - ■  
 Emotional - ■



26<sup>th</sup> Friday



Photoshop is the last program I experimented with, this was used to edit drawings i scanned and it was also used for editing images off I got off the internet and images of my own. I experimented with the exposure on the scanned drawings as this even outs the white background to get rid of anything that shouldn't be on there and gives more contrast to the lines in the drawing, this is important as I was going to use it in my presentations and improves the quality of my work. The photography images were experimented with by editing with the adjustment tools, this allowed me to make the image quality look better to place in presentations, it also allows me to edit the colours and contrast to suit the layouts for my presentations. This was effective in communicating the intent of my project because I think its important to have images that suit your content and which completes a well presented presentation.



My final opinion on the approach of applying technology in project was really effective as this allowed me to achieve creating the content I wanted, if I were to change my approach on using technology in art I would find a way to use it create an object itself for my project rather than just creating and editing images, and presentations.